



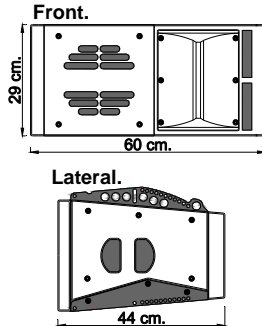
tssa

CÁTALOGO / CATALOGUE 2015

tsa

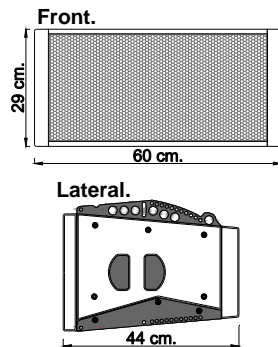
CONSTANT EVOLUTION

Model: AX-110/LA LINE ARRAY



Monta / Mount: LF:1 x 10" LF / HF: 2 driver 1".
 Cobertura / Coverage: H: 90° / V: Depending configuration.
 Potencia / Power: 650W. (AES) / 1300W. (Program)
 Impedancia / impedance: 8 ohms
 Respuesta / Response: 55-19.000 Hz.
 Máximo SPL / Max SPL: 129 dB: continuous / 135 dB: PEAK.
 Construido / Constructed: Baltic birch plywood.
 Dimensiones / Dimensions: 60x 29 x 44 cm.
 Peso / Weight: 20 kg.

Model: AX-110/LE LINE ARRAY



Monta / Mount: LF:1 x 10" LF / HF: 3 driver
 Cobertura / Coverage: H: 90° / V: 40°
 Potencia / Power: 600W. (AES) / 1200W. (Program)
 Impedancia / impedance: 8 ohms
 Respuesta / Response: 55-20.000 Hz.
 Máximo SPL / Max SPL: 128 dB: continuous / 134 dB: PEAK.
 Construido / Constructed: Baltic birch plywood.
 Dimensiones / Dimensions: 60x 29 x 44 cm.
 Peso / Weight: 17 kg.

Model: AX-210/PN LINE ARRAY 2 WAY



Monta / Mount: 2 x 10" Speaker LF + 2 driver 1,4" HF.
 Cobertura / Coverage: H: 120° / V: Depending configuration.
 Potencia / Power: LF: 800W. / HF: 100W. (AES)
 Respuesta / Response: 60Hz - 20.000 Hz.
 Máximo SPL / Max SPL: 135 dB continuos / 141 dB:PEAK.
 Construido / Constructed: Baltic birch plywood.
 Dimensiones / Dimensions: 68 x 32 x 72 cm.
 Peso / Weight: 48 kg.

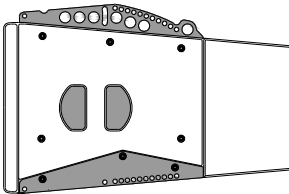
Model: AX-210S LINE ARRAY 2 WAY (NEW)



Monta / Mount: 2 x 10" Speaker LF + 2 driver 1,4" HF.
 Cobertura / Coverage: H: 110° / V: Depending configuration.
 Potencia / Power: LF: 1000W. / MHF: 140W. (AES)
 Respuesta / Response: 60Hz - 20.000 Hz.
 Máximo SPL / Max SPL: 137 dB continuos / 143 dB:PEAK.
 Construido / Constructed: Baltic birch plywood.
 Dimensiones / Dimensions: 62,5 x 30,5 x 57,5 cm.
 Peso / Weight: 39 kg.

Model: AX-112/LF LINE ARRAY 2 WAY (Ha extinguir / Stocks last)


Monta / Mount: 1 x 12" LF + 1 driver 1,4" HF.
 Cobertura / Coverage: H: 100° / V: Depending configuration.
 Potencia / Power: LF: 1000W. / HF: 300W. (Amplifier)
 Respuesta / Response: 60 Hz - 19.000 Hz.
 Máximo SPL / Max SPL: 131 dB: continuos / 137 dB: PEAK.
 Construido / Constructed: Baltic birch plywood.
 Dimensiones / Dimensions: 33 x 55 x 62 cm.
 Peso / Weight: 31 kg.

Model: AX-112/N ARRAY 2 WAY (NEW)


Monta / Mount: 1 x 12" Speaker LF + 1 driver 1,4" HF.
 Cobertura / Coverage: H: 110° / V: Depending configuration.
 Potencia / Power : LF: 650W. (AES) / MHF: 1300W. (Program.)
 Impedancia / impedance: 8 ohms
 Respuesta / Response: 50Hz - 19.000 Hz.
 Máximo SPL / Max SPL: 130 dB continuos / 136 dB:PEAK.
 Construido / Constructed: Baltic birch plywood.
 Dimensiones / Dimensions: 62,5x 33,5 x 56 cm.
 Peso / Weight: 29 kg.

Model: AX-212-3V LINE ARRAY 3 WAY


Monta / Mount: 2 x 12" Speaker LF + 2 x 6" + 3 driver 1" HF.
 Cobertura / Coverage: H: 100° / V: Depending configuration.
 Potencia / Power : LF: 1.400W. / MF: 500W. / HF: 210W. (AES)
 Impedancia / impedance: 4/16 ohms
 Respuesta / Response: 50Hz - 20.000 Hz.
 Máximo SPL / Max SPL: 137 dB continuos / 143 dB PEAK.
 Construido / Constructed: Baltic birch plywood.
 Dimensiones / Dimensions: 100 cm. X 38,5 cm. X 52 cm
 Peso / Weight: 78 kg.

Model: AX-215/AS LINE ARRAY 3 WAY


Monta / Mount: 2 x 15" LF + 4 x 6" MF + 3 driver 1,4" HF.
 Cobertura / Coverage: H: 110° / V: Depending configuration.
 Potencia / Power: LF: 2000W. / MF: 1000W. / HF: 200 (AES)
 Respuesta / Response: 40 Hz - 19.000 Hz.
 Máximo SPL / Max SPL: 142 dB: continuos / 148 dB: PEAK.
 Construido / Constructed: Baltic birch plywood.
 Dimensiones / Dimensions: 119 x 44 x 72 cm.
 Peso / Weight: 98 kg.

Model: Z-24 LINE ARRAY



Monta / Mount: 2 Speaker 6" + 4 drivers.
Cobertura / Coverage: H: 90° / V: Depending configuration.
Potencia / Power: 400W. AES.
Impedancia / impedance: 16 ohms
Respuesta / Response: 80 Hz - 20.000 Hz.
Máximo SPL / Max SPL: 126 dB: continuos / 132 dB: PEAK.
Construido / Constructed: Baltic birch plywood.
Dimensiones / Dimensions: 43,9 x 36,4 x 15,2 cm.
Peso / Weight: 12 kg.

Model: Z-600 LINE ARRAY



Monta / Mount: 2 Speaker 10" + 6 drivers
Cobertura / Coverage: H: 90° / V: Depending configuration.
Potencia / Power: 600 W. (AES) / MHF: 1200 W (Program).
Impedancia / impedance: 16 ohms
Respuesta / Response: 80 Hz - 20.000 Hz.
Máximo SPL / Max SPL: 130 dB: continuos / 136 dB: PEAK.
Construido / Constructed: Baltic birch plywood.
Dimensiones / Dimensions: 56 x 54 x 15 cm.
Peso / Weight: 19 kg.

Model: Z-26/ F LINE ARRAY (Ha extinguir / Stocks last)



Mount: 2 Speaker 10" + 6 drivers 1/2".
Coverage: H: 90° / V: Depending configuration.
Power: 600W. AES.
Impedancia / impedance: 16 ohms
Response: 100 Hz - 20.000 Hz.
Max SPL: 127 dB: continuos / 133 dB: PEAK.
Constructed: Baltic birch plywood.
Dimensions: 52 x 56 x 16 cm.
Weight: 15 kg.

Model: SUB-15F SUB 1 X 15" (Ha extinguir / Stocks last)



Monta / Mount: 1 Speaker 15"
Potencia / Power: 1000W. AES / 2200W. Program.
Impedancia / impedance: 8 ohms
Respuesta / Response: 38 Hz - 200 Hz.
Máximo SPL / Max SPL: 127 dB: continuos / 133 dB: PEAK.
Construido / Constructed: Baltic birch plywood.
Dimensiones / Dimensions: 66 x 44 x 50 cm.
Peso / Weight: 31 kg.

Model: SUB-18F SUB 1 X 18" (Ha extinguir / Stocks last)




Monta / Mount: 1 Speaker 18"
Potencia / Power : 1400W. AES / 2800W. Program.
Impedancia / impedance: 8 ohms
Respuesta / Response: 35 Hz - 170 Hz.
Máximo SPL / Max SPL: 131 dB: continuos / 137 dB: PEAK.
Construido / Constructed: Baltic birch plywood.
Dimensiones / Dimensions: 68 x 54 x 72 cm.
Peso / Weight: 37 kg.

Model: SUB-218F SUB 2 X 18" (Ha extinguir / Stocks last)




Monta / Mount: 2 Speaker 18"
Potencia / Power: 2800W. AES / 5600W. Program.
Impedancia / impedance: 4 ohms
Respuesta / Response: 35 Hz - 170 Hz.
Máximo SPL / Max SPL: 137 dB: continuos / 143 dB: PEAK.
Construido / Constructed: Baltic birch plywood.
Dimensiones / Dimensions: 94 x 54 x 72 cm.
Peso / Weight: 70 kg.


Model: SB-15 SUB 1 X 15"



Monta / Mount: 1 Speaker 15"
Potencia / Power: 1000W. AES / 2000W. Program.
Impedancia / impedance: 8 ohms
Respuesta / Response: 38 Hz - 200 Hz.
Máximo SPL / Max SPL: 130 dB: continuos / 136 dB: PEAK.
Construido / Constructed: Baltic birch plywood.
Dimensiones / Dimensions: 50 x 44,5 x 66 cm.
Peso / Weight: 32 kg.

Model: SB-18 SUB 1 X 18"

Monta / Mount: 1 Speaker 18"
Potencia / Power: 1400W. AES / 2800W. Program.
Impedancia / impedance: 8 ohms
Respuesta / Response: 35 Hz - 170 Hz.
Máximo SPL / Max SPL: 132 dB: continuos / 138 dB: PEAK.
Construido / Constructed: Baltic birch plywood.
Dimensiones / Dimensions: 68 x 54 x 72 cm.
Peso / Weight: 37 kg.

Model: SB-218 SUB 2 X 18"

Monta / Mount: 2 Speaker 18"
Potencia / Power : 2800W. AES / 5600W. Program.
Impedancia / impedance: 4 ohms
Respuesta / Response: 35 Hz - 170 Hz.
Máximo SPL / Max SPL: 138 dB: continuos / 144 dB: PEAK.
Construido / Constructed: Baltic birch plywood.
Dimensiones / Dimensions: 94 x 54 x 72 cm.
Peso / Weight: 70 kg.

Model: STAR-106 LINE ARRAY



Monta / Mount: 1 Speaker 6 " + 2 Drivers
Cobertura / Coverage: 90° Depending configuration.
Potencia / Power: 200W. (AES) / 400 W (Program) .
Impedancia / impedance: 8 ohms
Respuesta / Response: 80 Hz - 18.000 Hz.
Máximo SPL / Max SPL: 118 dB: continuos / 124 dB: PEAK.
Construido / Constructed: Baltic birch plywood.
Dimensiones / Dimensions: 50 x 19 x 15 cm.
Peso / Weight: 8 kg.

Model: STAR-110 P MONITOR



Monta / Mount: 1 Speaker 10" + 3 Drivers
Cobertura / Coverage: H 90° / V 40°
Potencia / Power: 300W. (AES) / 600 W (Program) .
Impedancia / impedance: 8 ohms
Respuesta / Response: 80 Hz - 18.000 Hz.
Máximo SPL / Max SPL: 123 dB: continuos / 129 dB: PEAK.
Construido / Constructed: Baltic birch plywood.
Dimensiones / Dimensions: 57 x 30,5 x 29 cm.
Peso / Weight: 12 kg.

Model: STAR-110 MONITOR



Monta / Mount: 1 Speaker 10" + 1 Driver 1 " .
Cobertura / Coverage: H: 90° / V: 40°
Potencia / Power: 600W. (AES) . / 1.200W (Program) .
Impedancia / impedance: 8 ohms
Respuesta / Response: 60 Hz - 18.000 Hz.
Máximo SPL / Max SPL: 128 dB: continuos / 134 dB: PEAK.
Construido / Constructed: Baltic birch plywood.
Dimensiones / Dimensions: 57 x 30,5 x 29 cm.
Peso / Weight: 14 kg.

Model: MULTY15/F VERSATILE FULL-RANGE SYSTEM



Monta / Mount: 1 Speaker 15" + 1 Driver 1,4".
Cobertura / Coverage: H: 80° / V: 50°
Potencia / Power: 600W. (AES). / 1.200W (Program).
Impedancia / impedance: 8 ohms
Respuesta / Response: 50 Hz - 20.000 Hz.
Máximo SPL / Max SPL: 130 dB: continuos / 136 dB: PEAK.
Construido / Constructed: Baltic birch plywood.
Dimensiones / Dimensions: 45 x 73 x 58 cm.
Peso / Weight: 26 kg.

Model: MULTY15/ND VERSATILE FULL-RANGE SYSTEM



Monta / Mount: 1 Speaker 15" + 1 Driver 1,4".
Cobertura / Coverage: H: 80° / V: 50°
Potencia / Power: 1.000W. (AES). / 2.000W (Program).
Impedancia / impedance: 8 ohms
Respuesta / Response: 50 Hz - 20.000 Hz.
Máximo SPL / Max SPL: 133 dB: continuos / 139dB: PEAK.
Construido / Constructed: Baltic birch plywood.
Dimensiones / Dimensions: 45 x 73 x 58 cm.
Peso / Weight: 24 kg.

Model: MULTY12/F VERSATILE FULL-RANGE SYSTEM



Monta / Mount: 1 Speaker 12" + 1 Driver 1"
Cobertura / Coverage: H: 90° / V: 40°
Potencia / Power: 600W. (AES). / 1.200W (Program).
Impedancia / impedance: 8 ohms
Respuesta / Response: 55 Hz - 20.000 Hz.
Máximo SPL / Max SPL: 129 dB: continuos / 135 dB: PEAK.
Construido / Constructed: Baltic birch plywood.
Dimensiones / Dimensions: 36 x 61 x 46 cm.
Peso / Weight: 21 kg.

Model: PX-112/R VERSATILE FULL-RANGE SYSTEM

Monta / Mount: 1 Speaker 12" + Driver 1" .
Cobertura / Coverage: H: 90° / V: 40°
Potencia / Power: 600W. (AES). / 1.200W (Program).
Impedancia / impedance: 8 ohms
Respuesta / Response: 60 Hz - 20.000 Hz.
Máximo SPL / Max SPL: 129 dB: continuos / 135 dB: PEAK.
Construido / Constructed: Baltic birch plywood.
Dimensiones / Dimensions: 36 x 61 x 33 cm.
Peso / Weight: 16 kg.

Model: PX-115/R VERSATILE FULL-RANGE SYSTEM

Monta / Mount: 1 Speaker 15" + 1 Driver 1".
Cobertura / Coverage: H: 90° / V: 40°
Potencia / Power: 900W. (AES). / 1.800W (Program).
Impedancia / impedance: 8 ohms
Respuesta / Response: 55 Hz - 20.000 Hz.
Máximo SPL / Max SPL: 132 dB: continuos / 138 dB: PEAK.
Construido / Constructed: Baltic birch plywood.
Dimensiones / Dimensions: 45 x 73 x 40 cm.
Peso / Weight: 20 kg.

Model: PX-115/S VERSATILE FULL-RANGE SYSTEM

Monta / Mount: 1 Speaker 15" + 1 Driver 1,4"
Cobertura / Coverage: H: 80° / V: 50°
Potencia / Power: 900W. (AES). / 1.800W (Program).
Impedancia / impedance: 8 ohms
Respuesta / Response: 55 Hz - 20.000 Hz.
Máximo SPL / Max SPL: 133 dB: continuos / 139 dB: PEAK.
Construido / Constructed: Baltic birch plywood.
Dimensiones / Dimensions: 45 x 73 x 40 cm.
Peso / Weight: 22 kg.

Model: PX-115 VERSATILE FULL-RANGE SYSTEM

Monta / Mount: 1 Speaker 15" + 1 Driver 1,4"
Cobertura / Coverage: H: 40° / V: 90° rotable
Potencia / Power: 1.000W. (AES). / 2.000W (Program).
Impedancia / impedance: 8 ohms
Respuesta / Response: 40 Hz - 20.000 Hz.
Máximo SPL / Max SPL: 128 dB: continuos / 134 dB: PEAK.
Construido / Constructed: Baltic birch plywood.
Dimensiones / Dimensions: 69 x 44 x 36,3 cm.
Peso / Weight: 20 kg.

Model: P-112 VERSATILE FULL-RANGE SYSTEM



Monta / Mount: 1 Speaker 12" + Driver 1" .
Cobertura / Coverage: H: 90° / V: 40°
Potencia / Power: 500W. (AES). / 1.000W (Program).
Impedancia / impedance: 8 ohms
Respuesta / Response: 65 Hz - 20.000 Hz.
Máximo SPL / Max SPL: 126 dB: continuos / 132 dB: PEAK.
Construido / Constructed: Baltic birch plywood.
Dimensiones / Dimensions: 36 x 61 x 33 cm.
Peso / Weight: 12 kg.

Model: P-115 VERSATILE FULL-RANGE SYSTEM



Monta / Mount: 1 Speaker 15" + 1 Driver 1".
Cobertura / Coverage: H: 90° / V: 40°
Potencia / Power: 500W. (AES). / 1.000W (Program).
Impedancia / impedance: 8 ohms
Respuesta / Response: 55 Hz - 20.000 Hz.
Máximo SPL / Max SPL: 128 dB: continuos / 134 dB: PEAK.
Construido / Constructed: Baltic birch plywood.
Dimensiones / Dimensions: 45 x 73 x 40 cm.
Peso / Weight: 16 kg.

Model: M-8C VERSATILE FULL-RANGE SYSTEM



Monta / Mount: 1 Speaker 8" FR
Cobertura / Coverage: 90° conical.
Potencia / Power: 60W. AES. / 120W. Program
Impedancia / impedance: 8 ohms.
Respuesta / Response: 80 Hz - 20.000 Hz.
Máximo SPL / Max SPL: 117 dB: continuous / 123 dB: PEAK.
Construido / Constructed: Baltic birch plywood.
Dimensiones / Dimensions: 23,6 x 25,1 x 18,4 cm.
Peso / Weight: 4 kg.

Model: M-12C VERSATILE FULL-RANGE SYSTEM



Monta / Mount: 1 Speaker 12" FR
Cobertura / Coverage: 90° conical.
Potencia / Power: 250W. AES. / 500W. Program
Impedancia / impedance: 8 ohms
Respuesta / Response: 80 Hz - 16.000 Hz.
Máximo SPL / Max SPL: 127 dB: continuous / 133 dB: PEAK.
Construido / Constructed: Baltic birch plywood.
Dimensiones / Dimensions: 35,5 x 37,7 x 27,5 cm.
Peso / Weight: 8 kg.

Modelo: CHSE210	Sistema de volado / Flying system AX-212/3V
Modelo: HBZ24BL	Piezas de volado / Flying system Z-24 (2 units)
Modelo: HBZ24BCO	Sistema de volado / Flying system Z-24
Modelo: CHSE210	Sistema de volado / Flying system AX-210
Modelo: CHSE215	Sistema de volado / Flying system AX-215
Modelo: CHST210	Sistema de transporte / Transport system AX-210
Modelo: CHST215	Sistema de transporte / Transport system AX-215
Modelo: BP24-112	Sistema de volado / Flying system AX-112LA
Modelo: HE-14	Montage Hardware ARRAY AX-126
Modelo: HE-15	Extension Hardware ARRAY AX-126
Modelo: CHSA110	Herrajes / Hardware AX-110 / STAR 110 / STAR 110P
Modelo: CHSE110	Sistema de volado / Flying system AX-110 / AX-110S
Modelo: HZ-26	Herrajes / Hardware Z-26
Modelo: SEZ-26	Sistema de volado / Flying system Z-26
Modelo: SM-12C	Sistema de volado / Flying system M-12C
Modelo: SM-8C	Sistema de volado / Flying system M-8C